



# Crowley Montessori Academy

## Comprehensive Accountability System

Metrics that Matter to our Community

**DISTRICT-ASSIGNED SCHOOL QUALITY RATING** **TBD**

### 2022-2023 ACADEMICS

#### 3RD GRADE MATH

Approaches	Meets	Masters
92%	25%	8%

#### 3RD GRADE READING

Approaches	Meets	Masters
83%	76%	50%

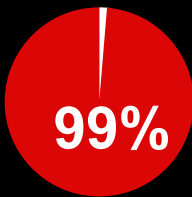
TEA Rating: TBD  
Baseline Year 2023

### Positive Student BEHAVIOR

5

★ (Board Goal)

% of students with no suspensions



### Student DISCIPLINE

Discipline Incidents

Year	ISS	OSS
2021-2022	0	0
2022-2023	2	0

● In school suspension ● Out of school suspension

SCHOOL ENVIRONMENT



### Student ENROLLMENT



### TEACHER Information

5

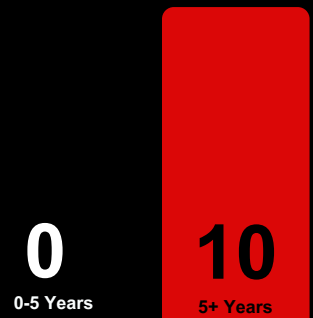
#### Teacher-to-Student Ratio



1:15

Teacher Student

#### Teacher Tenure



10 TEACHERS ON CAMPUS

### STUDENT SUPPORTS

3

#### SOCIAL EMOTIONAL LEARNING SUPPORTS

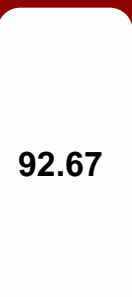
Counselors	✓
SEL Specialists	
Interventionists	

#### AFTER SCHOOL PROGRAMS

21st Century (ACE)	
Clayton Youth Enrichment	✓
Tutorials	✓

### Attendance PERCENTAGE

4



2022-2023

### Parent and Student ENGAGEMENT OPPORTUNITIES

#### PARENT INVOLVEMENT

2

- PTA

#### STUDENT CLUBS

2

- Gardening
- Student Council



### Campus COMMUNICATION



SOCIAL MEDIA



TEXTS/CALLS



SKYWARD GRADES



NEWSLETTERS



## Crowley Montessori Academy Comprehensive Accountability System




### Crowley ISD School Board

Our aspiration in Crowley ISD is to ensure that all students have access to a GREAT SCHOOL and are provided excellent educational experiences so that they achieve their full potential. When our students graduate from Crowley ISD, they will leave with more than a diploma. They will leave with choices and opportunities. We designed this School Quality Report (SQR) to highlight metrics that matter and to share with our community the areas of progress, the areas of opportunity, and the comprehensive quality of each school in Crowley ISD. This SQR is our effort to increase transparency by synthesizing the quantitative metrics with qualitative parent voices to provide a complete assessment of school quality.

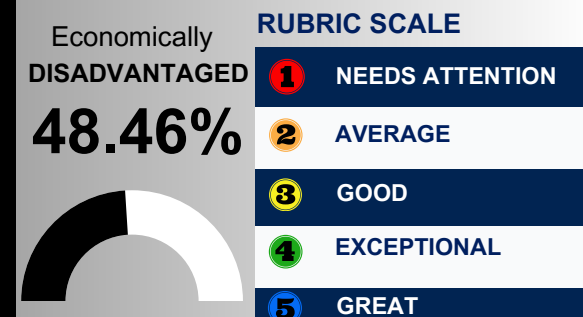
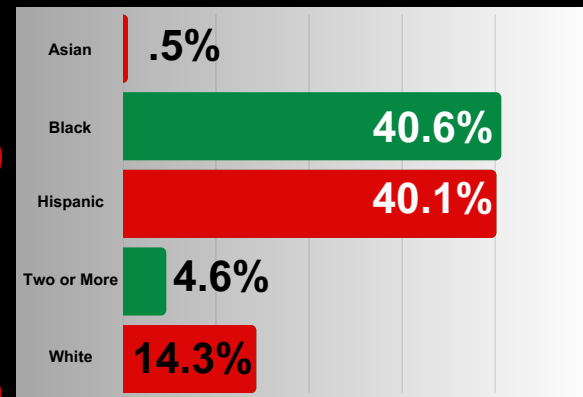
“ The Montessori Program in CISD has exceeded our expectations. My daughter is thriving and learning more than we could have ever imagined. Her level of growth and self-motivation extends beyond the classroom into our everyday lives.  
**Toni, Crowley Montessori Academy Parent** ”

“ Watching my son learn to write his name, letters and numbers! Also witnessing his concentration and love for learning grow.  
**Becca, Crowley Montessori Academy Parent** ”



Visit <http://crowleyisdtx.org> for more details regarding our rubric.

### CAMPUS DEMOGRAPHICS





# GRADED ON 2022-2023 DATA

CROWLEY INDEPENDENT SCHOOL DISTRICT

## Crowley ISD Quality Report

### Comprehensive Accountability System Rubric

Metrics that Matter to our Community

#### RUBRIC SCALE

- 1** NEEDS ATTENTION
- 2** AVERAGE
- 3** GOOD
- 4** EXCEPTIONAL
- 5** GREAT

#### DISTRICT ASSIGNED SCHOOL QUALITY RATING

- 1** F
- 2** D
- 3** C
- 4** B
- 5** A

#### FINANCE FUND BALANCE

- 1** Less than 9%
- 2** 10-14%
- 3** 14-17%
- 4** 18-19%
- 5** 20%

#### TEACHER INFORMATION

Total # of 5 plus year teachers divided by the total # of teachers to get the percentage

- 1** 10-19%
- 2** 20-38%
- 3** 39-48%
- 4** 59-49%
- 5** 60% or greater

#### GRADUATION RATE

- 1** 89% or less
- 2** 89-90%
- 3** 90-92%
- 4** 93-94%
- 5** 95% or greater

#### College, Career and Military Readiness (CCMR)

- 1** 60-70%
- 2** 71-80%
- 3** 81-90%
- 4** 91-94%
- 5** 95% or greater

#### POSITIVE STUDENT BEHAVIOR

##### ELEMENTARY

- 1** 85 or less
- 2** 86-89
- 3** 90-91
- 4** 92-94
- 5** 95 or greater

##### SECONDARY

- 1** 69%
- 2** 70-73%
- 3** 74-84%
- 4** 85-91%
- 5** 92% or greater

#### STUDENT SUPPORTS

##### ELEMENTARY

- 1** 1 out of 6
- 2** 2 out of 6
- 3** 3 out of 6
- 4** 4 out of 6
- 5** 5 out of 6

##### SECONDARY

- 1** 2 or less
- 3** 3 out of 6
- 5** 4 out of 5

#### ATTENDANCE PERCENTAGE

##### ELEMENTARY

- 1** 85% or less
- 2** 86-89%
- 3** 90-92%
- 4** 93-94%
- 5** 95% or greater

##### SECONDARY

- 1** 69%
- 2** 70-73%
- 3** 74-84%
- 4** 85-91%
- 5** 92% or greater

#### PARENT AND STUDENT ENGAGEMENT OPPORTUNITIES

##### Parent Involvement

- 1** 0      **5** 2 or more
- 2** 1

##### Student Clubs

- 1** 0      **5** 5 or more
- 2** 1      **3** 3-4

#### REFER TO SECONDARY RATINGS FOR DISTRICT

Visit <http://crowleyisdtx.org> for more details

SCHOOL ENVIRONMENT

